

**Chipper/Shredder**

**Commercial**  
Power Tools

**Model:** CS27050GENG  
**UPC:** 843530005738

**GENERAC PRO CHIPPER/SHREDDER**

- 48 free-swinging hammers chip through lighter materials, such as leaves, sticks, and other yard and garden waste—up to 1.5 in (3.8 cm) thick.
- Large, vertically oriented hopper to handle large feeds.
- Creates a fine mulch perfect for composting or tilling into soil.
- Includes side chipper chute to demolish branches up to 5 in (12.7 cm) in diameter.
- Big, pneumatic 16.5 in (42 cm) tires provide a smooth ride.



**FEATURES**

- **Generac G-Force Engine:** Powerful, easy starting engines make our chipper/shredder the natural choice for any task, and are designed for long life.
- **Self-Feeding Action:** With a large, vertically oriented hopper and precisely-angled heavy-duty chipping knife, branches are reduced to wood chips in no time. No force feeding required!
- **Oversized Hoppers:** A shredder hopper opening of 20 in x 18 in (51 cm x 46 cm) is big enough to take multiple stalks up to 1.5 in (3.8 cm) thick. The chipper opening of 9 in x 13 in (23 cm x 33 cm) takes on branches up to 5 in (12.7 cm) in diameter.
- **Road Towing Capable\*:** Road towing equipment is standard, including a ball hitch, tow bar, safety chains, fenders, and DOT approved tires. Goes wherever the work is, rated at speeds up to 45 mph (72 km/h).
- **Pro-Spec™ Chipper Knife:** High-carbon/high-chromium forged alloy tool steel provides a durable, sharp edged chipper knife that quickly eats through yard waste.





\* Follow all local laws and regulations for lighting, prior to towing the unit.

## Specifications

General	
Assembly Required	Yes
<b>Chipping</b>	
Chipping Capacity	5 in (12.7 cm)
Chipper Knife Size	5.5 in (14 cm)
Hopper Opening Size	9 in x 13 in (23 cm x 33 cm)
Chipper Knife Speed	100 mph (161 km/h)
Chipper Flywheel	14 in (35.6 cm)
<b>Shredding</b>	
Shredder Hopper Opening	20 in x 18 in (51 cm x 46 cm)
Number of Hammers	48
Shredder Chamber Hits/Minute	115,200
Standard Screen Hole Size	1.5 in x 5.625 in (3.8 cm x 14.3 cm)
Safety Blowback Shield	Yes
<b>Engine</b>	
Make	Generac G-Force
Starting Type	Electric
Air Filter Element	Dual element
Cooling Method	Air
Displacement	25.6 in <sup>3</sup> (420cc)
Engine Type	OHV
Torque	19.8 ft-lbs (26.8 Nm)
Lubrication	Splash
Number of Cylinders	1
Oil Capacity	37 oz (1.1 L)
Oil Type	SAE 30W HD

Dimensions	
Length	86 in (218 cm)
Width	53 in (135 cm)
Height	50 in (127 cm)
Weight	545 lbs (247 kg)
Flywheel Weight	33 lbs (15 kg)
Flywheel Diameter	14 in (36 cm)
Shipping Dimensions	54 in x 61 in x 40 in (137 cm x 155 cm x 102 cm)
<b>Fuel System</b>	
Fuel Capacity	1.7 gal (6.4 L)
<b>Material</b>	
Frame	7 gauge
Hopper Material	Steel
Chipper Knife Material	D2 heat treated tool steel
<b>Wheels/Tires</b>	
Tire Size	16.5 in (41.9 cm) x 4.80/4-8
Tread	Saw tooth
Number of Tires	2
<b>Warranty</b>	
Machine / Engine	1 year

## Available Accessories

	Model #	Product	Description
	417091	Knife Kit	A sharp chipper knife is essential for efficient chipping. We recommend keeping one or two replacement knives on hand; switch to a fresh blade whenever needed to avoid downtime.
	417101	Welded Bar Screen, Standard	Control the size of your shredded material for even more versatility. The Rectangular Hole Shred Screen is perfect for wet or dry materials, and produces loose, coarse-grade mulch.
	417111	Screen with 1/4 in (6.4 mm) Holes	Control the size of your shredded material for even more versatility. The 1/4 in (6.4 mm) Hole Shred Screen is perfect for dry materials and produces fine-grade mulch.
	417121	Screen with 3/4 in (19.1 mm) Holes	Control the size of your shredded material for even more versatility. The 3/4 in (19.1 mm) Hole Shred Screen is perfect for dry materials and produces a medium to coarse-grade mulch.