



# Cold Weather Preparedness Guide

Protect your home and family's safety this winter

**GENERAC**<sup>®</sup>

# Table of Contents

Introduction.....2

2025 Cold Weather Forecast.....3

Backup Power Options.....4

Portable and Home Standby Generators.....4

Solar Battery Storage System.....5

Cold Weather Preparation Tips.....6

Home Standby Generator Readiness.....7

Monitoring Fuel Levels.....8

Portable Generator Safety.....9

Cold Weather Safety Tips.....10

Food Safety.....10

Child Safety.....10

Pet Safety.....11

Suggestions for: .....12

Before the Storm.....12

During the Storm.....13

After the Storm.....15

Keeping the Holidays Affordable.....16

Printable Checklists.....17

Emergency Kits.....17

Important Contact Info.....18

Family Medical Form.....19

Home Inventory Form.....20

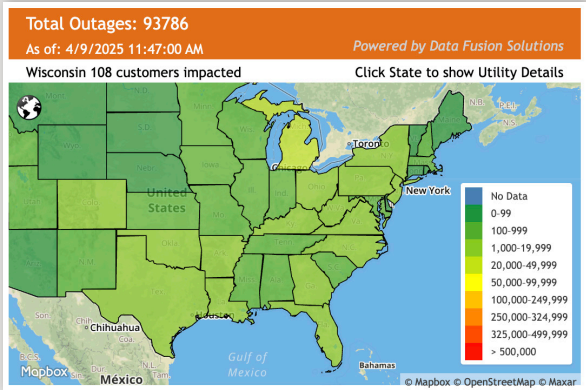
Emergency Contact Info.....21

24/7 Generac Support.....21

FEMA.....21

Food Safety.....21

CDC.....21



Stay on top of outages with  
our **Power Outage Central**  
for a state-by-state overview  
of current outage activity.

Visit [www.generac.com/outages](http://www.generac.com/outages)





## Stay Ready. Stay Powered. Stay Confident.

Cold weather storm prep goes beyond extra blankets, flashlights and cases of bottled water. True confidence comes from knowing you're ready to keep the lights on and your life powered. That's what the backup solutions, safety tips and prep suggestions in this guide are here to help with.

With over 65 years leading the way in backup power, we've helped millions stay ready to power through at home, at work and everywhere in between – before outages strike – for peace of mind, anytime.



# What's Your Risk Factor This Winter?

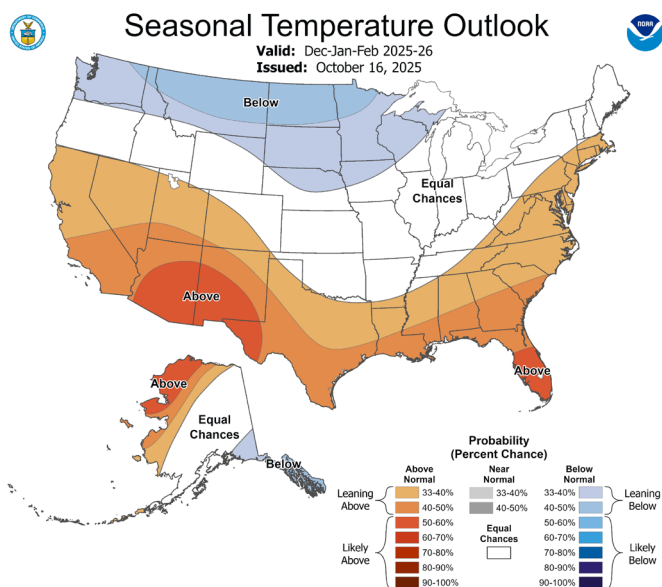
Now more than ever, our homes have become our sanctuary. Understanding the extreme weather conditions we're up against – and how they impact our potential power supply – is crucial in making the proper preparations.

**Please remember that predictions are not a certainty.** Inclement weather can impact any portion of our country during any season. The best thing you can do is to simply be prepared.

## Cold Temperatures

For the 2025-2026 winter season, the National Oceanic and Atmospheric Administration (NOAA) predicts that below-average temperatures are slightly favored from the Pacific Northwest to the Northern Plains and western Great Lakes region. The probabilities are strongest across Montana, North Dakota and northern Minnesota.

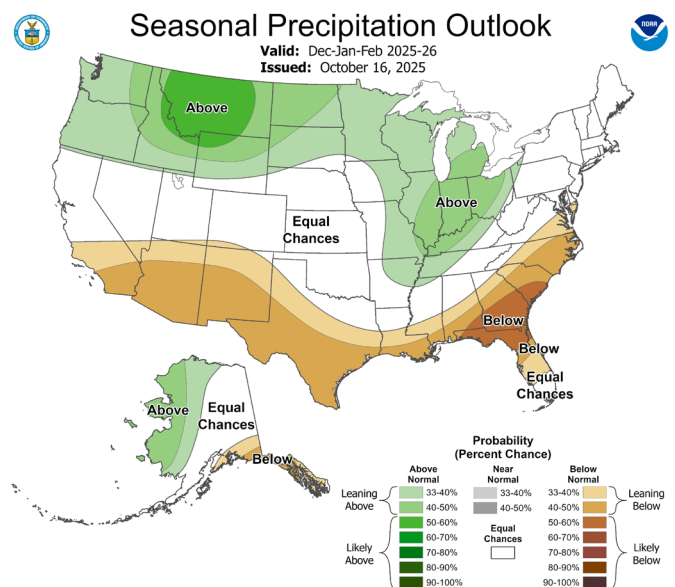
Even without snow or ice, extreme cold can cause pipes to freeze, damage property and poses a significant health threat to anyone outdoors or in an unheated home.



## Snow

Wetter-than-average conditions are most likely over Montana, and above-average precipitation is also favored in northern and western Alaska, the Pacific Northwest, the Northern Plains, the Great Lakes region and Ohio River Valley.

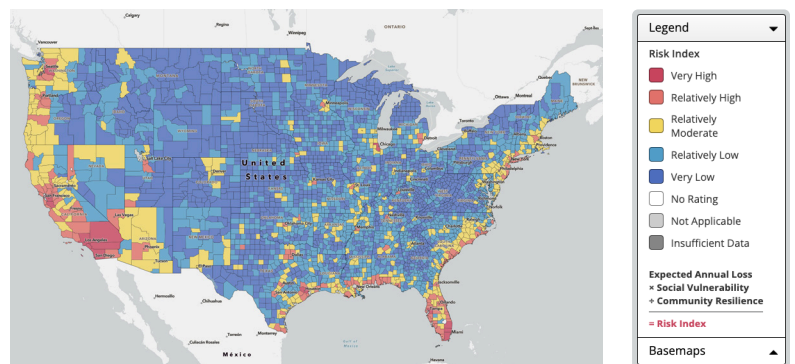
With heavy snow, significant accumulation on power lines can cut off electricity or communications, and can make travel extremely treacherous.



## Ice

With freezing rain and ice storms can come significant property damage, loss of critical infrastructure operations and, more importantly, loss of life.

According to the Federal Emergency Management Agency (FEMA), an ice storm is a freezing rain event (rain that freezes on surface contact with accumulations of  $\frac{1}{4}$ " or more). While extreme cold and severe winter weather can affect virtually anyone around the US, this FEMA National Risk Index assesses the potential impact ice storms pose to your location.



Sources:

<https://hazards.fema.gov/nri/map>

<https://www.weather.gov/media/abr/sitreport/2025-2026WinterOutlook.pdf>



# Your Backup Power Options

## Portable vs. Automatic Home Standby Power

Considering a generator to help keep the power on during cold weather outages? Here are a few things to keep in mind to help make the best choice for you.



Portable Power Stations



Portable Generators



Home Standby Generators


	Ideal for apartments & condos	For emergencies & on the go	Permanent peace of mind
Uses	Clean, quiet, emission-free power with no fumes or fuel. Also great for camping and tailgating.	Additional non-emergency uses: camping, job sites, tailgating.	Whole home or essential circuit backup power.
Starting	A simple ON/OFF button.	Must be home when the power goes out to start and connect almost all portable generators.	Starts automatically when utility power is lost – whether you're home or away.
Connecting	Ports on the unit itself offer numerous connection options, including 2 USB-A and 2 USB-C receptacles in addition to AC, DC and a wireless charging pad.	Can be connected to individual appliances via extension cord but must be connected to the home via a manual transfer switch for whole home/specific circuit backup.	Permanently connected to your home's electrical system.
Refueling	No refueling necessary. Simply recharge the unit by connecting to a wall outlet when power returns. The unit also supports recharging with the available solar panels or connection to a car or generator.	Must be refueled every 6-12 hours, depending on loads and size of fuel tank. Fueling options include gasoline and liquid propane.	No refueling necessary if connected to a natural gas line or propane tank.
Capacity	Able to power smaller, specific devices, such as a kitchen appliance, laptop or phone. Can also be paralleled for additional capacity and backup power.	A wide range of options for every need, including smaller units that can be paralleled for additional power, or units large enough to provide whole home backup when paired with a manual transfer switch.	Can power your entire home or selected circuits.
Monitoring	With no refueling and zero maintenance, no monitoring is necessary.	Must monitor operation in person.	Monitor the generator's performance with Mobile Link™ from anywhere.

### This Customer Said:

"Love, love, love my Generac! Got the final inspection 3 days before this ice storm. My Generac whole house generator restored power 7 seconds after the power went out."

**- Wanda B.**  
Ferrum, Virginia  
Posted on Facebook





For a list of what to pack ahead of time and how much, see [page 16](#) of this guide.

The best time to prepare is well before the winter and cold weather arrives. Stay ahead of any weather event with the supplies and information you need to keep you and yours ready for anything.

- Identify your nearest warming centers, when they open and, if needed, which ones allow pets.
- If you use a fireplace or wood stove for heating, have your chimney or flue inspected ahead of cold weather.
- Create a communication plan, designate primary and backup meeting places and gather maps in case mobile service is down.



- Start with your most expensive items (both inside and outside the home).
- Show items closeup and in their location with the date and value.
- Include wills, proof of insurance, receipts and other vital documents.



- Interconnected CO alarms are best; when one sounds, they all sound.
- Install both on each level and outside separate sleeping areas.
- Test alarms monthly and replace batteries as needed.

**Never ignore an alarm. Get outside immediately when it sounds. Then call 911.**

Source: [www.cpsc.gov](http://www.cpsc.gov)



# Keep Your Standby Generator Winter Ready

Before the cold, ice and snow blow your way, ensure your standby generator is ready to power your home, safety and comfort.

- Clear debris and any obstructions away from the generator with at least 3 ft. of clearance on each side.
- Ensure the inside of the enclosure is free of debris (leaves, sticks, dirt, etc.).
- Inspect lines and connections for fuel or oil leaks.
- Inspect the entire fuel system for signs of corrosion or other concerns.
- Be sure to check your battery for proper charge and clean terminals, air filter, spark plugs and sediment trap.
- Watch the oil level, especially if your generator is running continuously.

## This Customer Said:

"We just had a horrible ice storm that knocked out power for days. We are so thankful we purchased our Generac. It literally saved us!"

**- Dee A.**

*St. Louis, Missouri*

*Posted on Facebook*





# Get Fully Fueled and Storm Ready

## Monitoring Liquid Propane (LP) Fuel Levels

If you use LP to fuel your standby generator, ensuring you have enough to power through days – even weeks – of outages can be an overlooked seasonal checklist item. Save yourself the cost of emergency fuel deliveries, spoiled refrigerator food replacement and extended hotel stays by avoiding an insufficient fuel supply.

### Don't Wait Until the Last Minute

Schedule fuel delivery for your home standby generator before your dealer is deluged with last minute storm prep calls. And ensure you have what you need for your home, when you need it most.

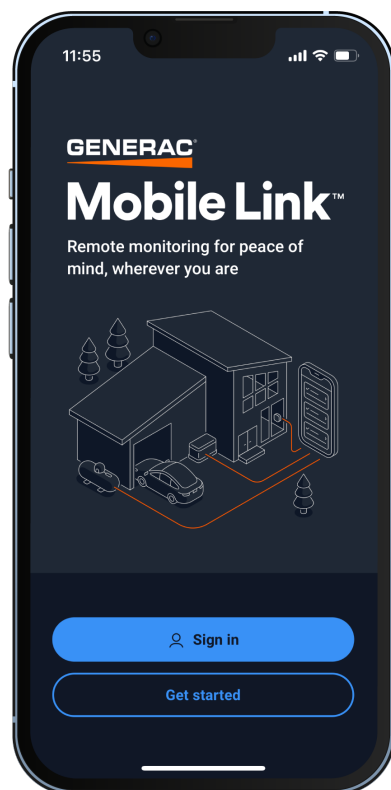
### Use the Generac LTE Fuel Monitor

Measure the remaining fuel level in any propane tank no matter what LP appliances (furnaces, water heaters, ovens, etc.) are connected. Plan for deliveries and protect yourself against run-out with:

- Easy installation in under 5 minutes on any above-or below-ground tank
- Mobile Link integration to see your tank level in real-time, from anywhere via phone/computer
- Text and email notifications that alert you when your tank level drops below a certain threshold
- Peace of mind that you will always be prepared for the storm and protected against run outs

### Don't Rely on Manual Tank Checks Alone

From the dangers of being out in the elements to the simple fact that LP appliances are running when nobody's home, manual checks can be unreliable and should only be part of your plan. Not your whole plan.



### Don't Wait Until the Last Minute

Tank monitoring is the easiest, most reliable way to help you ensure you always have enough propane to weather the storm.



# Portable Generator **Safety**

Using a portable generator for emergency power? Always keep basic guidelines in mind and be sure to follow the instructions in the owner's manual first.

## Never Run it Indoors

This includes garages or other partly enclosed areas.

**Carbon monoxide (CO) gas can kill in minutes.**

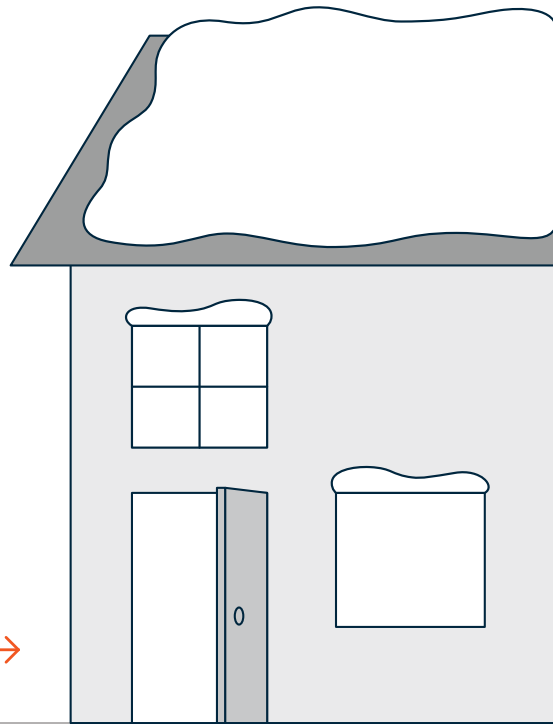
## Avoid Electrocution and Shock Hazards

Do not connect your generator directly to your home's wiring or into a regular household outlet.

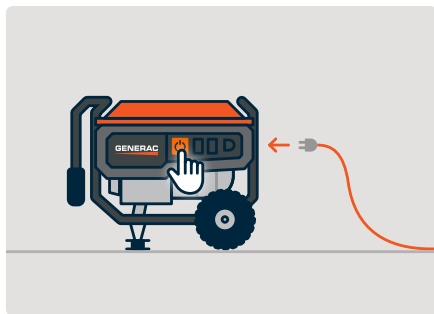
## Give it Space

Place unit far away from windows, doors and vents. Allow adequate clearance on all sides when operating to provide adequate ventilation.\*

## Keep Children Away at all Times



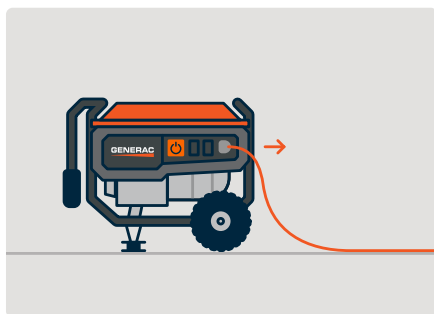
*\*Be sure to read and follow all instructions and warnings set forth in the owner's manual.*



Only plug in any cord(s) to generator **after it's running**



**Keep it level:** Only operate on a flat, debris-free surface with adequate clearance on all sides to allow for proper ventilation



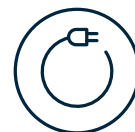
Be sure to remove all cords **before shutting down**



**Don't run in direct rain**



**Don't run in standing water**



Ensure cords are **undamaged and properly sized**

# Cold Weather Safety Tips

Winter storms are unpredictable, but they don't need to catch you off guard. Here are a few simple ways to stay one step ahead.

## Food Safety

According to the U.S. Department of Agriculture, food in your refrigerator is safe to eat for only four hours without electricity. Beyond that, they recommend discarding meat, poultry, fish, eggs and leftovers.

However, a full freezer will hold a safe temperature for 48 hours (24 hours if half full). These times are only true if the appliance door remains closed. It's important to adhere to these guidelines during and after a power outage:

- Keep your refrigerator closed.
- Use a thermometer to check if food is 40 degrees or below before consuming.
- Consider backup options to power your refrigerator, especially during long outages.

## Child Safety

Help keep children as calm as possible before, during and after severe winter weather with a little guidance and reassurance to ease fears and stress.

## Constant Communication

- Talk about your safety or evacuation plans before a storm arrives.
- Let them help gather supplies and feel part of the process.
- Keep in constant communication during a storm. Talk through what you're experiencing and share your plans for what happens after the storm.

## Child-Friendly Evacuation Kit

- Pack water, snacks and first aid items including bandages and antibiotic ointment.
- Include toys, games and other comfort items that don't require power.



## Living in an apartment or condo?

Consider Portable Power Stations: they produce zero emissions, are safe for indoor use and can power a 120W refrigerator for over 7.5 hours.\*

*\*Depending on model size*







## Pet Safety

During cold weather events, pets are safest by your side at home. Bring pets indoors before winter weather hits, and make sure to plan for their comfort and safety in case of power outages.

### Emergency Kits Should Include:

- 7 days food and water (with a can opener, if needed)
- Medication for one week
- Pet carrier/kennel
- Extra leash
- Photo of you and your pet together to prove ownership
- Pet ID tags, rabies vaccination tag and collar
- Medical or vaccination records to share with a pet friendly shelter

### Did you know?

**The ASPCA estimates one third of cat and dog owners don't have a disaster plan in place for their animals.**



### If You Have an Aquarium

To maintain the delicate balance in an aquarium, you must keep your filtration system and heater running 24/7. Whether the outage lasts for a few hours or a few days, here are several things you can do to minimize damage:

- Unplug your filter and rinse it before restarting.
- Maintain stable water temperature by covering the tank with a blanket.
- Make up for lost oxygen with a battery-powered air pump.
- Have a Generac generator to keep the power on.



# Before the Storm

Give you and your family ample time to prepare ahead of time. Be sure to:

- Bring pets indoors.
- Turn your refrigerator and freezer to the coldest setting.
- Fill bathtubs and large containers with water for sanitation purposes.
- Turn off and properly secure propane tanks.
- Unplug small appliances in the rooms you do not plan to use during a storm.
- Check the yard and landscaping for any trees that should be trimmed.
- Fill and safely store gas cans if you rely on a portable generator.
- Charge cell phones, key electronic devices, external power banks or backup batteries.
- Ensure you have an emergency plan for medical devices that require power.
- Leave the heat on in your home and set to at least 55°F if you plan to be away during a cold weather event.
- Know how to shut off water valves in case of a pipe burst.
- Consider whether you should allow faucets to drip or trickle during cold weather to prevent freezing.







## During the Storm

### Sheltering in Place

If you decided to ride out the cold or the storm at home:

- Stay inside and limit your time outdoors.
- Monitor updates with a radio or television. Have a battery-powered emergency radio in case of power outage.
- Save cell phone battery as much as possible in case the power goes out.
- If power is lost, unplug all outlets to reduce the chance of damage due to a power surge when power returns.
- Have a safety plan if you're using a portable generator for backup power.
- Turn off electricity if pipes burst and begin to flood the house.
- Evacuate if the home is damaged or an emergency official gives the order.
- Go to a neighbor's home or follow the emergency official's directions.

### Staying Warm

During a winter storm, keeping warm is a top priority.

If your home loses heat, take action to maintain as much warmth indoors:

- Remain inside as much as possible and minimize opening doors and windows except when necessary.
- Shut the doors to unneeded rooms, using just the most essential areas.
- Line the cracks under the doors with towels or other fabric to reduce cold air flow.
- Cover windows at night to keep out cold air and drafts.
- Dress in loose, light layers that can be easily removed. Sweating and overheating can ultimately lead to chills, so monitor your exertion and reduce layers appropriately.
- Stay hydrated and be sure to eat, as proper nourishment helps the body generate its own heat.
- When using a heat source like a space heater, fireplace, or wood stove, be sure to keep blankets and other items away from the heater and ensure proper ventilation.



**Never operate a generator indoors (including a garage) even with windows open. Carbon monoxide gas is odorless, colorless and can be deadly within minutes.**



# Outdoor Safety

If you must go outdoors during a winter storm, take extra precautions to stay safe.

- Walk carefully on walkways that may be coated in snow or ice. Even if you don't see ice, be aware that it may still be there causing slick conditions.
- Avoid overexertion, as sweating can cause a chill and hypothermia.
- Know and monitor for signs of hypothermia, including shivering and confusion.
- Be aware of the signs of frostbite, including pale, cold skin that may be numb or tingle, painful or even burn.
- Drive only if necessary and only during daylight hours. Have an emergency kit in your vehicle that includes rock salt, sand, shovels, and blankets.
- Change out of any wet clothes as soon as possible to keep your body insulated and to maintain body heat.





# After the Storm

First and foremost, if your home sustains severe damage OR you suspect a gas leak – please leave immediately – go to a designated public shelter and contact local officials. Beyond that:

- Report downed power lines to the utility company or local police/fire departments.
- Carefully clear snow from around any propane tanks, taking care not to puncture the tank or line.
- Check on neighbors.
- **Report losses to insurance.** Make a list of missing or damaged property, and take photos of your home, yard and street.
- Do not drive down closed roads – they may have downed power lines or trees.
- Consider using contractors to clean up large debris, including fallen branches.
- If power is out, unplug all major appliances before turning the electricity back on to minimize possible surge damage.
- If pipes burst and the home flooded, call a professional electrician to check the residence before turning electricity on.
- Save phone calls for emergencies. Use text messages or social media to communicate with family and friends.

## In Case of Extended Power Outages:

- Keep freezers and refrigerators closed.
- Only use portable generators outdoors and far away from windows, doors and vents.
- Do not use a gas stove to heat your home.
- Disconnect appliances and electronics to avoid damage from electrical surges when the power returns.
- Have alternate plans for refrigerating medicines or using power-dependent medical devices.



# Keep the Holidays Happy & Affordable

From Thanksgiving to New Year's Day, homes in the US consume up to 25% more electricity than during any other time of year.

As the energy needs ramp up, and more people draw from the grid, keep these thoughts in mind to help keep your lights shining.



## Turkey Bulge

Fryers, ovens and stovetops typically go on to prep the great family meal at similar times in your area for holidays. Before you get cooking, consider prepping your main dishes ahead of time – or at least preparing them together in batches.



## Deck the Halls With LEDs

According to the Department of Energy, LED bulbs use at least 75% less energy. They're also cooler to handle than incandescent lights and you can connect up to 25 LED strings end-to-end without overloading a wall socket.



## Black Friday & Cyber Monday

They bring huge savings – but even bigger online traffic, energy spikes and phantom power vampires. If you're not shopping, hop offline and unplug devices. Consider adding a “smart” power strip to save a little that you can spend a little more on what you really want.



## Timing is Everything

The obvious fact is that two months of holiday lights costs more than one. How long you let your yule tide glow matters.

- Set timers to shut off at a reasonable hour to ease high costs and to relieve neighbors
- Hit the switch before you leave town and turn the lights off
- Make a resolution to bring down the lights by the weekend after New Year's Day

**Did you know?** The LEDs you put up this year could still be in use 40 holiday seasons from now!

Sources:

<https://www.energy.gov/energysaver/fall-and-winter-energy-saving-tips>

<https://www.energy.gov/energysaver/fall-and-winter-energy-saving-tips>

<https://www.nrdc.org/stories/easy-ways-save-energy-home>



# Emergency Kit Checklist

## Food

- ☐ 7-day supply of non-perishables per person
- ☐ Manual can opener for food
- ☐ Disposable plates, cups, utensils
- ☐ Napkins or paper towels
- ☐ Cookware to boil water

## Water

- ☐ Three gallons of water per person, per day for both drinking and sanitation (FEMA recommends a 5-day supply)

## First Aid

- ☐ Fully stocked first aid kit
- ☐ Additional prescriptions or essential medicine
- ☐ List of current medications and allergies
- ☐ Fire extinguisher
- ☐ Extra cash in case ATMs are down

## Lighting

- ☐ Flashlights and extra batteries
- ☐ Utility lighter
- ☐ A large light source (e.g. lantern)

## Tools

- ☐ Snow shovels
- ☐ Windshield scraper
- ☐ Rock salt to melt ice
- ☐ Wrench and pliers to turn off utilities
- ☐ A whistle to signal for help
- ☐ Extra batteries

## Communication

- ☐ Battery-powered AM/FM radio
- ☐ NOAA hazard-alert radio
- ☐ Cell phone
- ☐ Car or emergency charger for mobile devices
- ☐ Small notepads and pencils
- ☐ Games and activities that don't require electricity

## Baby Needs

- ☐ Bottles and formula
- ☐ Two-week supply of diapers
- ☐ Baby wipes and diaper rash ointment

## Transportation

- ☐ Maps of local and state roads
- ☐ Directions to nearby warming shelters
- ☐ Spare tire or tire patch kit
- ☐ Emergency roadside flares or triangles
- ☐ List of local services and contact information
- ☐ Tow chains or rope
- ☐ Tire chains

## Sanitation & Personal Care

- ☐ Spare set of clothes and shoes for each person
- ☐ At least one blanket per person
- ☐ Extra hats, gloves or mittens, scarves, and thick socks
- ☐ Toothbrushes and toothpaste
- ☐ Toilet paper
- ☐ Personal, feminine care items
- ☐ Soaps and shampoos
- ☐ Trash bags
- ☐ Disinfectant wipes or gels

## Pet Needs

- ☐ One week of food and water
- ☐ Leash and a crate or carrier
- ☐ Bed, dishes, toys
- ☐ Any medications
- ☐ Battery-operated air pump for aquarium
- ☐ Vet's contact information
- ☐ Waste bags
- ☐ Photo of you and your pet for proof of ownership

# Family Contact Information

Contact Information	
OUT-OF-TOWN CONTACT:	CONTACT NUMBER:
EVACUATION CENTER:	PHONE NUMBER:
LOCAL MEETING SPOT:	PHONE NUMBER:

Family Member Information	
NAME:	SOCIAL SECURITY NO.:
DATE OF BIRTH:	SPECIAL NOTE:
NAME:	SOCIAL SECURITY NO.:
DATE OF BIRTH:	SPECIAL NOTE:
NAME:	SOCIAL SECURITY NO.:
DATE OF BIRTH:	SPECIAL NOTE:
NAME:	SOCIAL SECURITY NO.:
DATE OF BIRTH:	SPECIAL NOTE:

Where We Might Be	
FAMILY MEMBER:	LOCATION 2:
LOCATION 1:	ADDRESS:
ADDRESS:	PHONE NUMBER:
PHONE NUMBER:	
FAMILY MEMBER:	LOCATION 2:
LOCATION 1:	ADDRESS:
ADDRESS:	PHONE NUMBER:
PHONE NUMBER:	
FAMILY MEMBER:	LOCATION 2:
LOCATION 1:	ADDRESS:
ADDRESS:	PHONE NUMBER:
PHONE NUMBER:	
FAMILY MEMBER:	LOCATION 2:
LOCATION 1:	ADDRESS:
ADDRESS:	PHONE NUMBER:
PHONE NUMBER:	

## Resources

Provide the following for each family member and update with any changes.

Important Contacts	Company Name	Phone Number	Policy Number
MEDICAL INSURANCE			
HOMEOWNER'S INSURANCE			
VETERINARIAN			



# Family Medication Form

Print out and complete for each family member. This form is for: \_\_\_\_\_

Medicinal Allergies	
MEDICATION NAME	REACTION

Current Prescriptions					
MEDICATION NAME	DOCTOR'S NAME	DOCTOR'S NUMBER	REASON FOR TREATMENT	DOSAGE (MG)	HOW OFTEN I TAKE IT

Non-Prescription Medications Including Vitamins & Supplements			
NAME	REASON FOR TREATMENT	DOSAGE (MG)	HOW OFTEN I TAKE IT

# Home Inventory

Use the following home inventory form for each room in your home to make sure all your valuables are documented in the event of a major storm.

Item	Price	Date	Brand
FURNITURE			
ELECTRONICS			
OTHER			



# Reliable Support When You Need It Most

We know that when your power goes down, anxiety can go up. Everyday tasks get more difficult. And the lack of security that you and yours can feel is very real.

As the backup power experts, we're here to provide peace of mind in the face of severe weather, unreliable grid services and any other reason power to your home might fail.

But we go beyond just providing the backup power solutions you need – we're here with the customer and technical support for your Generac products 24/7, 365 days a year.

Call us at 888-GENERAC (888-436-3722) or visit [generac.com/service-support](https://www.generac.com/service-support).

**Please keep these contacts readily available during cold weather:**

- **FEMA**  
[www.fema.gov](https://www.fema.gov)  
800-621-3362
- **Food Safety**  
[www.fsis.usda.gov](https://www.fsis.usda.gov)  
888-674-6854
- **CDC Emergency Preparedness & Response**  
<https://emergency.cdc.gov>  
800-232-4636

As always, dial 911 first in any emergency.



Generac Power Systems, Inc.  
S45 W29290 Hwy. 59, Waukesha, WI 53189

1-888-GENERAC (1-888-436-3722) | REV 10/2025

©2025 Generac Power Systems. All rights reserved.  
Specifications are subject to change without notice.

