

Power Rating:
250 kW / 500 kW / 1,000 kW










Energy Rating:
1,000 kWh

Enclosure Style:
Custom 20'



Codes and Standards

Contact Generac for details.

	UL 1642
	UL 1973
	UL 9540A
	UL 1741
	UL 9540
	CSA 22.2
	UN 38.3
	IEEE 1547
	NFPA 855

The Generac Solution:

Energy management today means balancing a combination of carbon reduction, energy savings, and energy resilience goals. Generac's Stationary Battery Energy storage system (SBE) is our latest edition to a portfolio of products and technologies helping commercial and industrial customers to meet their current and future energy goals.

The SBE energy storage systems enable commercial and industrial customers to:

1. Reduce peak demand charges and save on energy costs.
2. Pair with on-site solar and lower both carbon footprint and energy costs.
3. Provide site resilience during brownouts/power quality issues, back up critical loads during shorter duration blackouts, and pair with our line of gas and diesel generators for full facility resilience during long duration blackouts.
4. Earn additional revenue by monetizing the asset to support broader grid resilience.

BESS SPECIFICATIONS	250 kW / 1,000 kWh	500 kW / 1,000 kWh	1,000 kW / 1,000 kWh
AC port configurations	3-wire (3P3W)	3-wire (3P3W)	3-wire (3P3W)
Nominal AC voltage	480, 600 V	480, 600 V	480, 600 V
Frequency	60 Hz	60 Hz	60 Hz
Overload capacity	110%, 10 mins. 125%, 10s	110%, 10 mins. 125%, 10s	110%, 10 mins. 125%, 10s
Power factor	Unity; Full 4-quadrant	Unity; Full 4-quadrant	Unity; Full 4-quadrant
Peak efficiency	Up to 98.4%	Up to 98.4%	Up to 98.4%
DC voltage range	740 - 1,475 VDC	710 - 1,250 VDC	710 - 1,250 VDC
Nominal voltage	998.4 V	998.4 V	998.4 V
Max battery C-rate	1 C	1 C	1 C
Dimensions (approx.)	20' x 8' x 9'	20' x 8' x 9'	20' x 8' x 9'
Weight (approx.)	25,606 lbs	25,744 lbs	26,544 lbs

Contact Generac for smaller capacities within the 20' enclosure; minimum capacity is 600 kWh.

ENVIRONMENTAL

Operating temperature	-13° F to 113° F -25° C to 45° C	-13° F to 113° F -25° C to 45° C	-13° F to 113° F -25° C to 45° C
Enclosure	NEMA 3R (Outdoor)	NEMA 3R (Outdoor)	NEMA 3R (Outdoor)
Altitude before derate	3,280 ft / 1,000 m	3,280 ft / 1,000 m	3,280 ft / 1,000 m
Noise (approx.)	65 dB < 1m	65 dB < 1m	65 dB < 1m

STANDARD FEATURES

ELECTRICAL SYSTEMS

- DC Combiner
- Auxiliary load panel
- Lighting
- BESS controller panel
- Ground fault monitoring

CONTROLS

- Door open alarm switch

BIDIRECTIONAL INVERTER

- Dynamic transfer
- Grid tie
- Off-grid
- 4 quadrant operation
- THD <2%

FIRE PREVENTION AND SUPPRESSION SYSTEM

- Smoke detectors
- Audible alarm
- Visual alarm
- Remote E-Stop
- Dry solution suppression
- Remote alarm
- Temperature sensors

ENCLOSURE

- NEMA 3R
- Structural steel base
- Drip edge door covers
- Insulated enclosure doors
- Reinforced cable cutouts entry points
- Lifting eye bolts

BESS CONTROL SYSTEM

USE CASES

- Peak shaving
- Arbitrage
- Back up power
- Black start
- Renewable energy shifting
- Voltage regulation
- Frequency response
- Engineered UPS
- Grid forming - off-grid

FEATURES

- Local data server
- HMI interface
- Cloud based monitoring
- Multilevel authentications for security operation
- Data acquisition and control functions
- Event reporting
- Remote configuration firmware and software upgrade

- Ramp rate control demand management
- Modbus TCP
- Sunspec protocol
- CAN
- Ethernet based communication
- Compatibility with 3rd party EMS, SCADA systems

OPTIONS

ELECTRICAL SYSTEMS

- Automatic transfer switch
- Isolation transformer
- LV circuit breaker

HVAC

- Motorized damper with pressure relief
- Electric reheat with humidity control

CONTROLS

- Custom HMI screen interface
- Larger HMI screen

FIRE PREVENTION AND SUPPRESSION SYSTEM

- Off gas detection (Li-ion Tamers)
- Sprinkler system
- Motorized louvers
- Dry pipe
- Deflagration venting panels

O&M

- 10 year limited warranty
- Long term service contract
- Contact Generac for performance guarantee service products

ENCLOSURE

- Security camera
- Exterior flood lights
- Sound reduction silencer
- Seismic rating
- Explosion rated exterior pressured doors
- Exterior finishing
- Arctic rated
- Key pad lock

Contact Generac for a one stop solution to integrate our line of generators with our SBE battery system.

Contact Generac for partner(s) referral regarding on-site Engineer/Procurement/Construct (EPC) services.